

Denver, CO, USA

Key insights for Denver

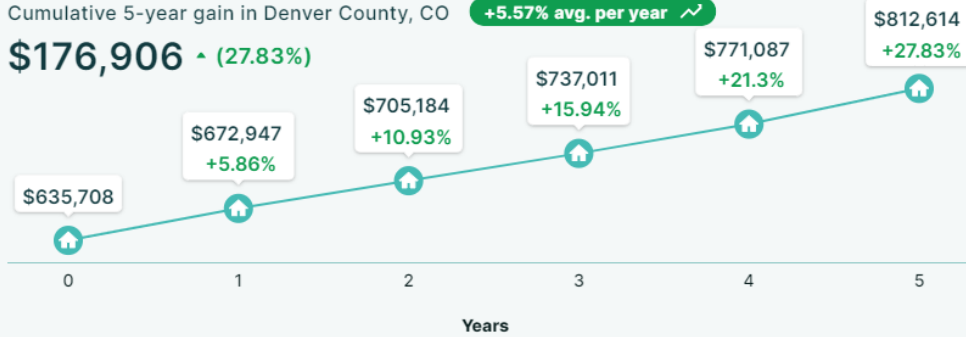
- Median Price: \$635,708
- Avg. Days on Market: 121

Forecasted Appreciation

Cumulative 5-year gain in Denver County, CO

+5.57% avg. per year ↗

\$176,906 ▲ (27.83%)



Historical Appreciation

Avg. per year in Denver

5 yr 7.1%

10 yr 7.52%

63 yr 4.74%

Supply & Demographics

Homes Being Built

Denver  
6,235/yr

New Listings

Area	December	Current Month
County: Denver	1 -87% M/M -80% Y/Y	7

Affordability in Denver

Median Household Income

\$106,606

National average: \$74,580



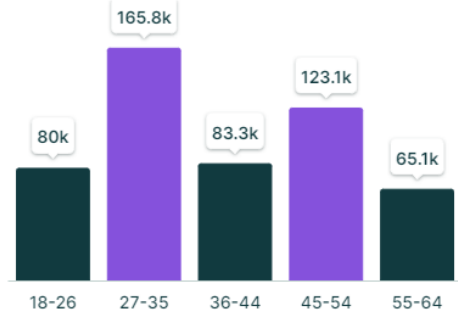
Affordability Index

At 100, a household earning the median income can afford the median home price, with 20% down.

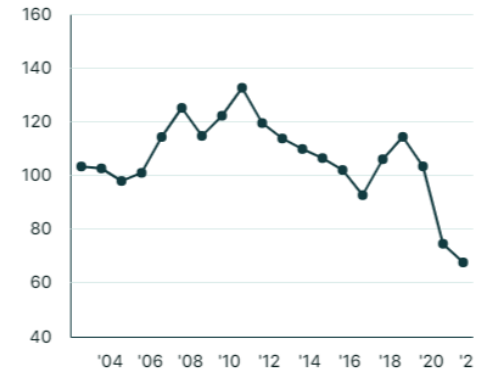
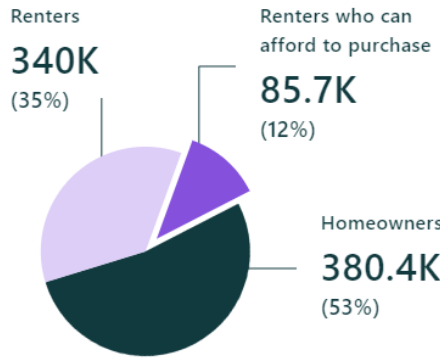
67

Demographics by Age

Based on total Population of 720.4k



Homeowners & Renters



Dustin Passalacqua

NMLS# 1782896 • The Integrity Team

Cell: (440) 781-5691

dpassalacqua@apmortgage.com

www.integritymortgageteam.com/

577 West Bagley Road, Berea, OH 44017



© 2022 American Pacific Mortgage Corporation. For informational purposes only. No guarantee of accuracy is expressed or implied. Programs shown may not include all options or pricing structures. Rates, terms, programs, and underwriting policies subject to change without notice. This is not an offer to extend credit or a commitment to lend. All loans subject to underwriting approval. Some products may not be available in all states and restrictions may apply. Equal Housing Opportunity. | APM Accessibility Statement - <https://cdn2.hubspot.net/hubfs/450717/compliance%20notices/APM%20Accessibility%20Statement.pdf> | NMLS Consumer Access - <http://www.nmlsconsumeraccess.org/TuringTestPage.aspx?ReturnUrl=/EntityDetails.aspx?Branches/1850>  
 This document should not be construed as investment or mortgage advice or a commitment to lend. Your results may vary. There are no guarantees, promises, representations and/or assurances concerning the level of accuracy you may experience. For actual and current terms and rate information, please contact your lender directly. Monthly expenses may or may not include condominium or HOA fees, if applicable; your payment may be greater. \*Lender is not a tax consultation firm. Please seek advice from a tax professional. Sources: MBS Highway, FRED, US Census, BLS, JBR, NAR. MLS Data provided by Listing Booster.